

LINN COUNTY
FISCAL YEAR 2019 BUDGET APPROPRIATIONS
RESOLUTION NO.: 2018-10-143

Expenditures cannot exceed the following fiscal year 2019 appropriations by organization:


01	Board of Supervisors	\$ 5,849,133
02	Auditor	2,500,971
03	Recorder	1,422,500
04	Treasurer	3,284,776
05	Attorney	4,217,030
06	Information Technology	3,133,165
07	Planning & Development	1,539,808
08	Medical Examiner	606,300
09	Risk Management	297,648
10	Civil Service	14,903
11	Human Resources	885,504
12	Facilities	2,596,799
13	Sheriff	23,470,627
14	Capital Improvements	2,142,536
15	LIFTS	2,043,347
16	Purchasing	452,062
17	Board Buildings	973,662
20	State Welfare	606,644
21	Finance & Budget	571,676
23-25	LCCS	25,952,918
26	Veteran Affairs	613,002
27	Court Expense	98,500
29	Juvenile Justice	164,500
33	Soil Conservation	100,499
34	Conservation	6,694,843
35	Engineering	22,807,131
36	Public Health	6,435,546
86	Debt Service	3,566,558
	Total	<u><u>\$123,042,588</u></u>

DATE: October 3, 2018
 AYE: 40
 NAY:
 ABSTAIN: 0
 ABSENT: 1


LINN COUNTY BOARD OF SUPERVISORS


 Chairperson



 Vice Chairperson


 Supervisor

 Supervisor


 Supervisor

Attest:


 Joel Miller, Linn County Auditor



Linn County Fiscal 2019 October Budget Amendment

10/3/2018

Study Implementation:	Inc./ <u>(Dec.)</u> Expenditures	Inc./ <u>(Dec.)</u> Revenue	Net	Description
Board	\$ 16,105	\$ -	\$ 16,105	Compensation Classification Study results implementation
Attorney	1,438	-	1,438	Compensation Classification Study results implementation
Information Technology	3,831	-	3,831	Compensation Classification Study results implementation
Planning & Development	2,768	-	2,768	Compensation Classification Study results implementation
Risk Management	3,860	-	3,860	Compensation Classification Study results implementation
Human Resources	23,954	-	23,954	Compensation Classification Study results implementation
Facilities	244	-	244	Compensation Classification Study results implementation
Sheriff	13,886	-	13,886	Compensation Classification Study results implementation
LIFTS	4,461	-	4,461	Compensation Classification Study results implementation
LCCS	51,000	-	51,000	Compensation Classification Study results implementation
Veteran Affairs	110	-	110	Compensation Classification Study results implementation
Soil Conservation	2,602	-	2,602	Compensation Classification Study results implementation
Conservation	882	-	882	Compensation Classification Study results implementation
Engineering	47,206	-	47,206	Compensation Classification Study results implementation
Public Health	16,437	-	16,437	Compensation Classification Study results implementation
Increase/ <u>(Decrease)</u>	<u>188,784</u>	<u>-</u>	<u>188,784</u>	
Other:				
Engineering	<u>4,873,920</u>	<u>2,446,500</u>	<u>2,427,420</u>	Prospect Meadows grant \$2M and road construction projects
Total:	<u>\$ 5,062,704</u>	<u>\$ 2,446,500</u>	<u>\$ 2,616,204</u>	